



Student Tasks:

- Read or listen to text
- Actively annotate the text
- Analyze details to determine a central idea

Online ThinkCERCA Resources

- Reading passages and text selections

Courtesy of:

Caitlin Vagedes;
ThinkCERCA, Inc.

Active Annotations

Engaging in active reading and critical thinking

Suggested Time: Add approximately 10 minutes to the anticipated reading time

Strategy

Students annotate the text using a provided annotation key to determine and assess their own comprehension and misunderstandings. Allowing them to annotate freely provides a wealth of information on their ability to gauge their own comprehension and overcome individual obstacles in reading. Providing a key provides structure for students who lack confidence in their reading ability.

This strategy can be used during whole class read alouds or when students are reading independently but the text should be **printed** for students either way. If students will read independently, be sure active annotations is modeled for students at least once with a small chunk before students are released independently.

Optimal Application Notes

Explain to students that annotating a text in any way helps the brain make connections and store new information. Using a consistent annotation key can help students determine whether they are comprehending the text appropriately or identify areas where they need clarification. Display the annotation key and talk through each symbol, provide students with examples by modeling a small chunk.

Before:

- Assign the lesson to students and print a copy of the reading for each student
- Determine whether students will follow along with a read aloud or read independently

During:

- Read the passage aloud to students.
- Stop intermittently to allow students to finish any annotations, prompt them to add more, or make suggestions on certain annotations
- If students read independently, circulate the room throughout the entire reading process to gauge student participation, check for annotations and comprehension, etc.

After:




- If students will complete the Check questions, consider having students share out information they starred and discussing the questions.

Skills Targeted:

- Active Reading & Decoding
- Summarizing
- Relationships between key ideas
- Connections between new material and prior learning

Active Annotations

Instructions: As you read the text, use the following key to make annotations for the different components listed. If you notice you've gotten lost on comprehending the text, go back to your last annotation and begin reading again, making sure to annotate along the way.

<h2>Reading Closely with Your Pencil!</h2> <h3>Annotation Key</h3>	
	Circle all of the key terms and academic vocabulary
<u>Underline</u>	Underline key details, most important to understand the text
	Star details you need to come back to for questions or writing
?	Put a ? next to words or details that are confusing or unfamiliar
Margins	Use your margins to take notes, rephrase key details, and write summaries of each section!
	Checkmark for I understand
Strikethrough	Strikethrough any unnecessary information